

CROWN

RT 4000 SERIES



A Perfect Fit. Dock to Aisle.

The **RT 4020 stand-up rider pallet truck** is engineered to make a huge difference in manoeuvrability, responsiveness, reliability and safety. Every operator touchpoint was critically researched and tested to ensure the operator has the best tool for the job.



Traction and lift/lower controls operate intuitively with controls oriented to match the intended direction.

A brake release pedal ensures that the truck brakes immediately when the operator takes his foot off of the pedal.



The patented Entry Bar Safety Switch deactivates travel if the operator places a foot outside the truck perimeter.



A suspended floorboard and spring-loaded castor wheels reduce shocks from dock boards and rough floors, offering best-in-class ride comfort.

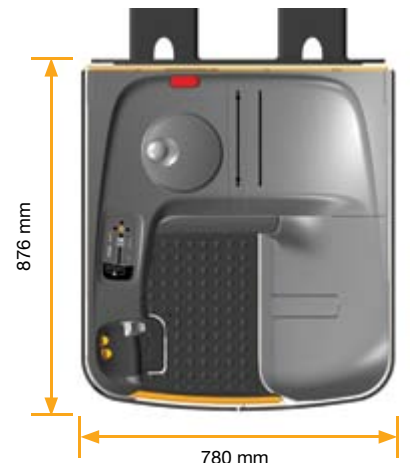
The electronic steering system gives operators superior manoeuvrability and responsiveness. Available in right-hand or left-hand configuration.



A wraparound soft foam lean pad, designed for operators of all sizes, provides extra comfort and support, particularly useful when operators lean back to gain better visibility.



RT 4020 Stand-Up



Run Fast. Run Strong.

The RT 4040 sit-down truck delivers fast, strong transporting performance, plus so much more. It's an agile workhorse with the comfort operators need to run day after day. Manoeuvrability and visibility are clearly top flight and operator comfort rules.

The steering wheel with spinner knob is sized and positioned to minimise shoulder and arm stress in the most demanding applications.



A height-adjustable floorboard provides 60 mm of travel so that operators can choose the precise position for optimal comfort.



A low entry step simplifies ingress and egress, reducing wear and tear on the operator while adding another level of safety.



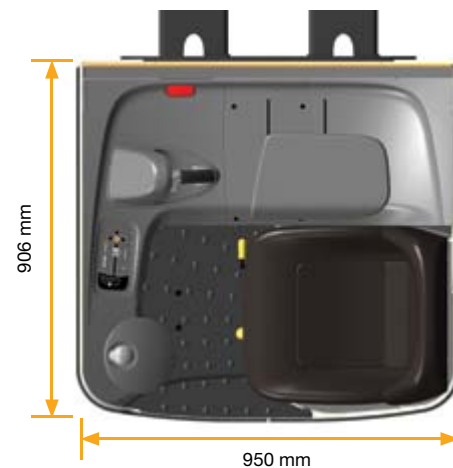
A4 size paper storage is conveniently located underneath the fixed armrest.



The durable ergonomic seat features easy adjustment to accommodate each operator's weight and leg length.



RT 4040 Sit-Down





Faster Dock Work – Operators quickly move product into and out of lorries with the exceptionally manoeuvrable stand-up RT, featuring intuitive controls, a suspended floorboard and a chassis only 780 mm wide.



Seated Transport, Optimised – Fast-paced, mission-critical jobs require a truck that never lets up and a comfortable work space so the operator can keep going all shift long. The sit-down RT delivers with powerful acceleration, **12.5 km/h travel speeds**, adjustable seat and floorboard and a higher seating position for better visibility all around.



Transporter Excellence – Crown AC technology offers **12.5 km/h travel speeds** and agile performance in congested areas and aisles, while the operator platform height enhances visibility.



Versatility at Work – An efficient, compact operator compartment, matched with manoeuvrability enhancements, helps RT operators skillfully work around the dock and inside lorries.



Manoeuvrability in Tight Spaces – Responsive steering, a narrow chassis and a short head length simplify work in tightly packed staging areas and narrow aisles, offering a considerable advantage when block stacking.



Move More – The sit-down RT is designed to excel in long-distance, high-throughput applications. When you need to move more product, the comfortable operator compartment and controls make this the right truck for the job.

Robust. Reliable. Protected.

Crown built the RT 4000 Series to optimise performance.

It starts with a solid, robust, reliable truck. Every feature also makes it clear that the operator is central to the design. Because protecting and assisting the operator is how you take care of business.



RT 4040

A height-adjustable floorboard (activated by pushbutton) and multiple seat adjustments give each sit-down RT operator optimal positioning.

On both the stand-up and sit-down models, you can see how protecting the operator also improves uptime, productivity and safety, while saving costs. Corners are rounded to avoid catch points and damage. Higher operator positioning provides better visibility for safer manoeuvring. In addition, the compact size and ergonomic compartment give operators a clearer view all around the truck.

Robust Component Protection



Engineered to withstand the extreme abuse pallet trucks can face around fast-paced, congested work areas, the RT 4000 Series features:

Reinforced 8-mm thick steel skirt

6-mm thick steel wrap-around sidewalls

No exposed plastic parts in impact areas

Crown Reliability

The RT 4000 Series builds on a solid record of Crown engineering and design, incorporating best-in-class core components proven in our order pickers and pallet trucks:



Crown motors are engineered and manufactured to run longer, cooler and more efficiently in the most demanding applications.

Reinforced, one-piece high tensile steel forks feature an adjustable pull-rod linkage, eliminating buckling forces and providing more protection over uneven surfaces and dock boards.



Controls are designed and tested for superior durability in the toughest applications.



Visit crown.com

See the RT 4000 Series in action.



Higher Performance, Safely.

Ergonomics



The wraparound lean pad on the stand-up RT improves productivity and safety, giving operators flexibility and optimal positioning to operate controls and see around the load and truck during tight manoeuvres.

The sit-down RT seat adjusts for the ideal control and comfort positions, including weight ranges between 50 and 120 kg and fore/aft travel up to 195 mm.



Crown Work Assist



A large desktop/storage area, with bungee cord for A4 size papers, keeps paperwork, labels, markers and other work essentials nearby.

Optional Work Assist™ accessories further improve productivity and performance. Choose from beverage holders, clipboards, storage pockets and more.



Helping operators perform tasks faster, with skill and safety, summarises Crown design. The solid, reliable RT 4000 Series builds confidence. Performance also improves with easy, comfortable access and optimal positioning for each operator. Intuitive controls deliver smooth, responsive operation. It's a design that encourages high performance, safely.



RT 4020

Standard pallet entry and exit rollers let the load arms traverse pallet bottom boards whether the pallet is empty or full.



Performance depends on many factors. That's why the RT 4000 Series offers stand-up or sit-down trucks with manoeuvrability and visibility advantages, as well as high-performance features tailored to individual operator and workplace needs.


Crown RT 4000 Series
Run with the best.



Crown Gabelstapler GmbH & Co. KG
Philipp-Hauck-Str. 12
85622 Feldkirchen, Germany
Tel +49(0)89-93002-0
Fax +49(0)89-93002-133
crown.com

ecologic™
Clean Environment, Smart Business.

Printed on elemental chlorine free and
sustainably forested paper.

 twitter.com/crown_europe_en
 news.crown.com/uk/feed/

Because Crown is continually improving its products,
specifications are subject to change without notice.

Crown, the colour beige, the Momentum symbol, ecologic,
and Work Assist are trademarks of Crown Equipment
Corporation in the USA and other countries.

Copyright 2015 Crown Equipment Corporation
RT 4000 BROCH GB 08/15, 10 – M01413-006-01
Printed in Germany